

Scaled data based on original data using
LM-79-08 Approved Method: Electrical and Photometric Measurements of Solid-
State Lighting Products

Test Report Prepared for
Cooper Lighting Solutions
(formerly Eaton)

Brand: McGRAW-EDISON

Report Number: P594934

Luminaire Tested: **IST-PA1A-722-U-T3**

Issue Date: 3/22/2022

Test Information

Test Method: LM-79-08
Report Number: P594934
TEST IS SCALED FROM IESNA LM-79-08 TEST DATA (G1-2201-510-10)
Test Lab: INNOVATION CENTER
Issue Date: 3/22/2022
Manufacturer: COOPER LIGHTING SOLUTIONS (FORMERLY EATON)
Product Line: McGRAW-EDISON
Catalog Number: IST-PA1A-722-U-T3
Description: IMPACT ELITE LED TRAPEZOID LUMINAIRE
(1) 70 CRI, 2200K, 350mA LIGHT ENGINE WITH 24 LEDS AND TYPE III OPTICS
Light Source: -
Ballast/Driver: ELECTRONIC DRIVER

Summary

Lumens per Lamp: N/A
Luminaire Lumens: 2999 lumens
Efficiency: N/A
Efficacy: 104.1 lumens/watt
Luminous Opening: Rectangular (W 0.75' x L: 0.5' x H: 0')
IES Classification: Type IV - Medium
BUG Rating: B1 - U0 - G1

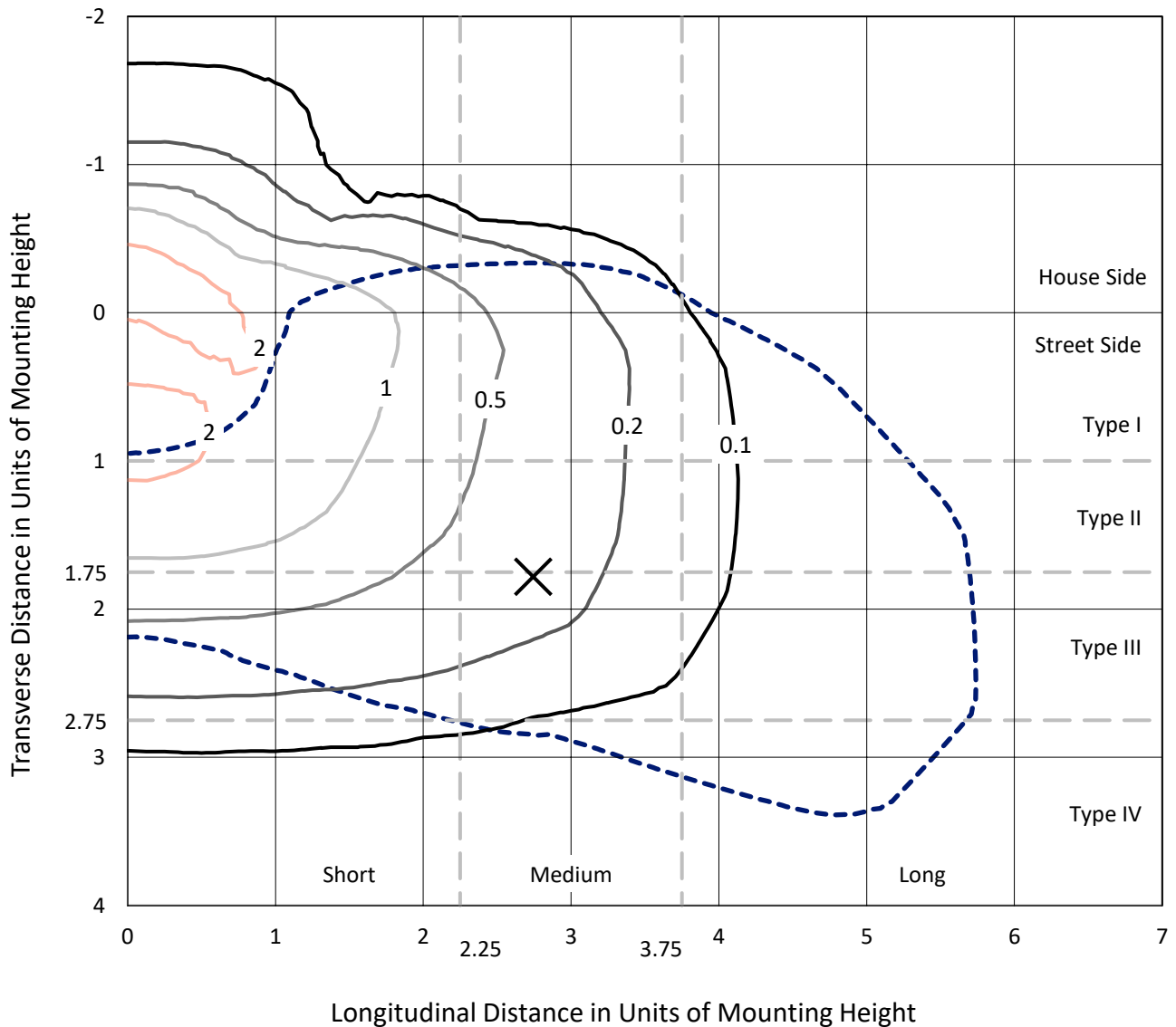
Input Watts (W): 28.8
Input Voltage (V): NR
Input Current (Ain): NR
Voltage Rise (V): NR
Power Factor: NR
Total Harmonic Distortion (THDi): NR
Frequency (hertz): 60
Stabilization Time: NR
Operation Time: NR
Ambient Temperature (°C): NR
Test Distance: 28.75 FT



REPORT NUMBER: P594934
 CATALOG NUMBER: IST-PA1A-722-U-T3

Iso-Footcandle Lines of Horizontal Illumination

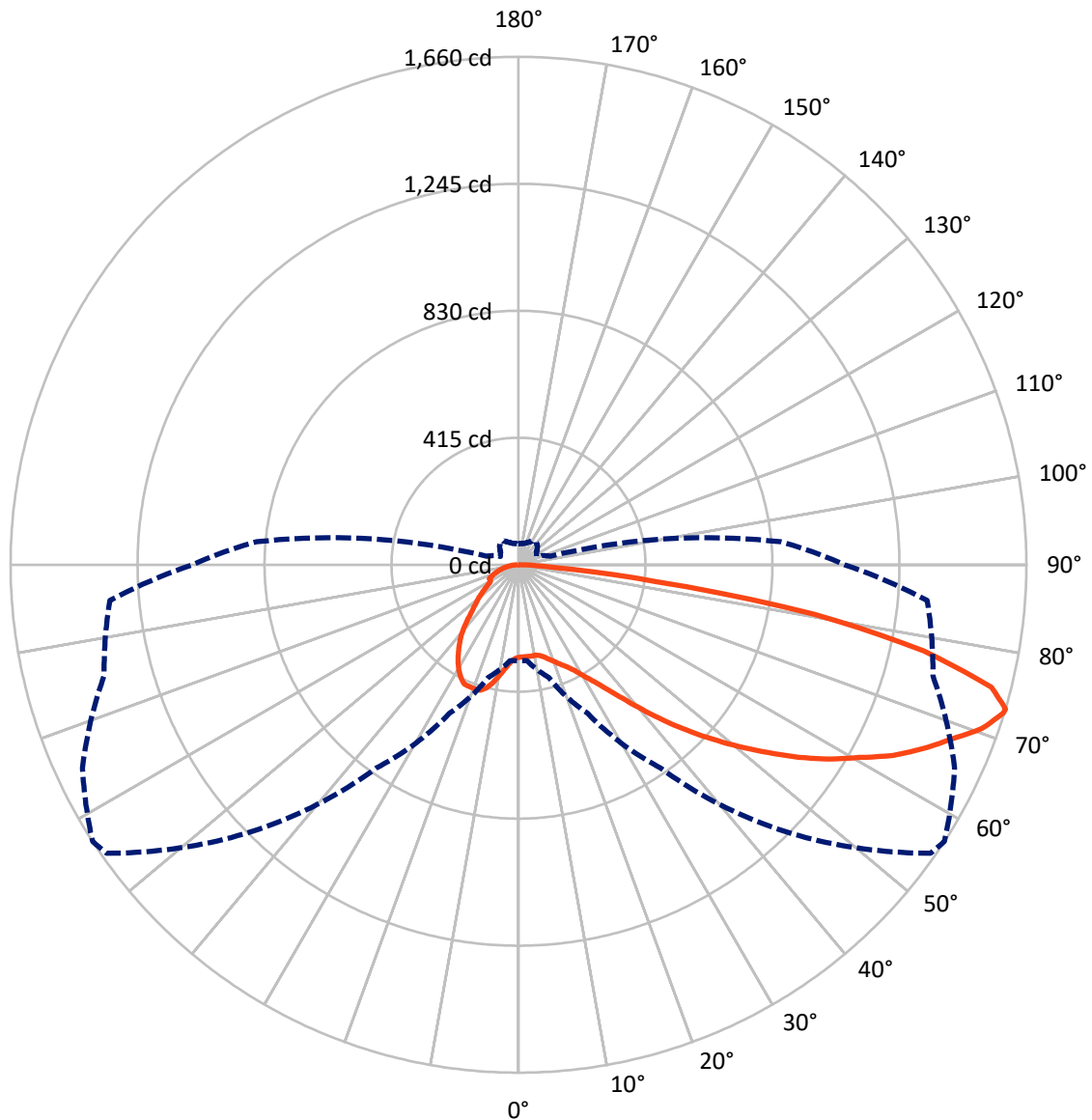
× Max cd
 - - - 1/2 Max cd



Based on 12 foot mounting height. Maximum calculated value = 2.6 fc
 Type IV - Medium - N/A

REPORT NUMBER: P594934
CATALOG NUMBER: IST-PA1A-722-U-T3

Luminous Intensity Polar Plot



— Vertical Plane Through 57-Deg Lateral - - - Horizontal Cone Through 73-Deg Vertical



REPORT NUMBER: P594934
 CATALOG NUMBER: IST-PA1A-722-U-T3

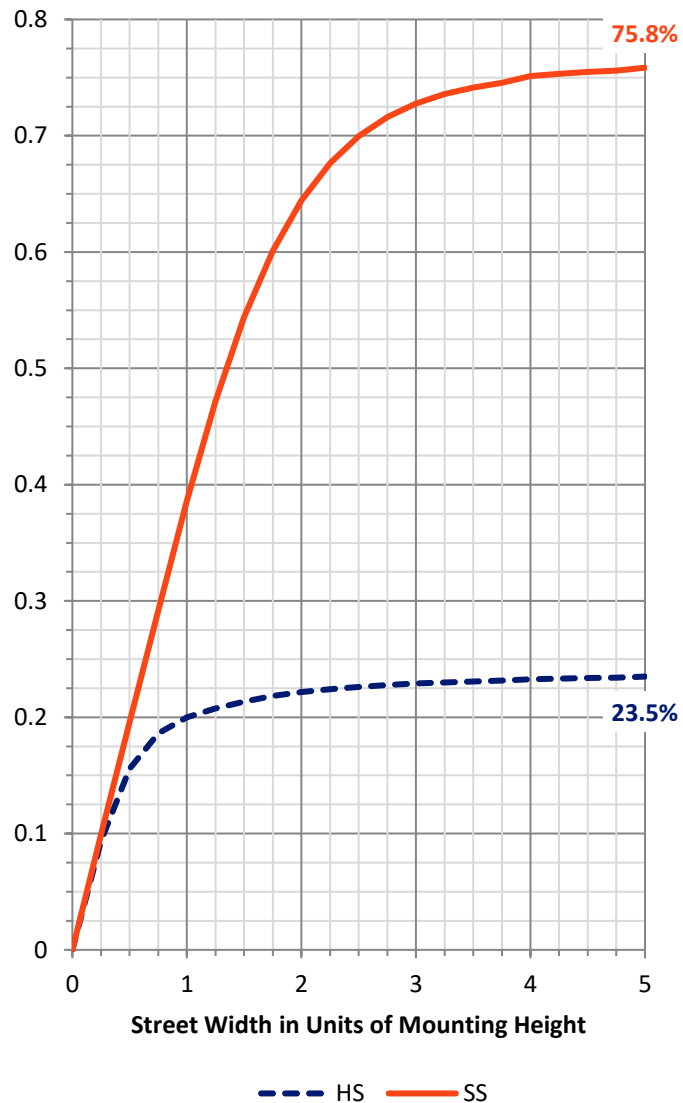
FLUX DISTRIBUTION:

		Downward	Upward	Total
House Side	Lumens	715.5	0.0	715.5
	% Fixture	23.9	0.0	23.9
Street Side	Lumens	2283.5	0.0	2283.5
	% Fixture	76.1	0.0	76.1
Total	Lumens	2999.0	0.0	2999.0
	% Fixture	100.0	0.0	100.0

ZONAL LUMENS:

Zone	Lumens	% Fixture
0°-10°	30.2	1.0
10°-20°	99.2	3.3
20°-30°	183.2	6.1
30°-40°	282.8	9.4
40°-50°	425.7	14.2
50°-60°	623.1	20.8
60°-70°	735.8	24.5
70°-80°	526.8	17.6
80°-90°	92.3	3.1
90°-100°	0.0	0.0
100°-110°	0.0	0.0
110°-120°	0.0	0.0
120°-130°	0.0	0.0
130°-140°	0.0	0.0
140°-150°	0.0	0.0
150°-160°	0.0	0.0
160°-170°	0.0	0.0
170°-180°	0.0	0.0
0°-90°	2999.0	100.0
0°-180°	2999.0	100.0

Coefficient of Utilization

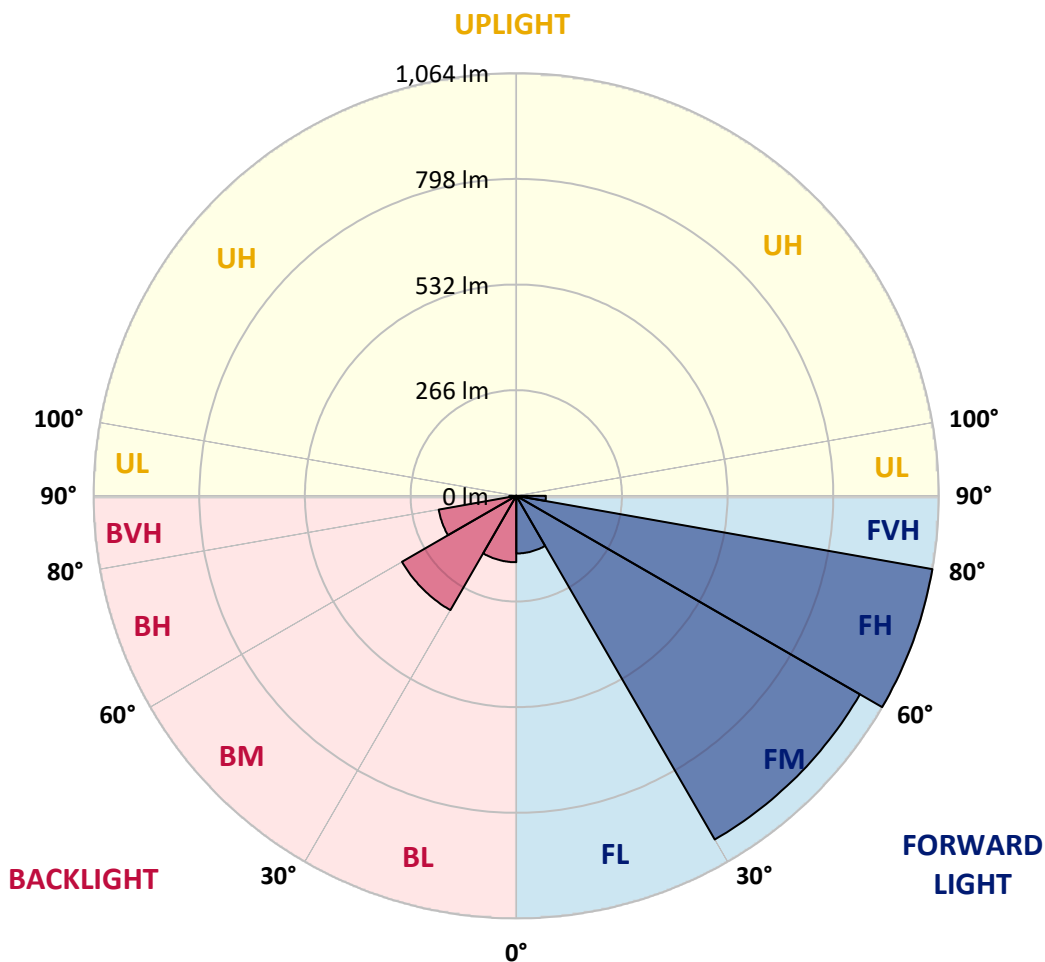


REPORT NUMBER: P594934
 CATALOG NUMBER: IST-PA1A-722-U-T3

LUMINAIRE CLASSIFICATION SYSTEM LUMEN TABLE AND BUG RATING:

Zone	Lumens	% Fixture	Zone Rating/Lumen Limit		
			B	U	G
FL (0°-30°)	145.3	4.8			
FM (30°-60°)	999.3	33.3			
FH (60°-80°)	1064.2	35.5			G1/1800
FVH (80°-90°)	74.7	2.5			G1/100
BL (0°-30°)	167.2	5.6	B1/500		
BM (30°-60°)	332.3	11.1	B1/1000		
BH (60°-80°)	198.4	6.6	B1/500		G1/500
BVH (80°-90°)	17.6	0.6			G1/100
UL (90°-100°)	0.0	0.0		U0/0	
UH (100°-180°)	0.0	0.0		U0/0	

BUG Rating: B1-U0-G1
 Type IV Medium





REPORT NUMBER: P594934
 CATALOG NUMBER: IST-PA1A-722-U-T3

CANDELA DISTRIBUTION (FULL):

	0°	5°	15°	25°	35°	45°	55°	57°	65°	75°	85°
0°	302.2	302.2	302.2	302.2	302.2	302.2	302.2	302.2	302.2	302.2	302.2
2.5°	298.5	299.9	299.2	299.9	302.2	300.7	300.7	301.4	302.2	301.4	302.9
5°	286.0	286.7	288.2	291.1	296.3	297.7	301.4	301.4	302.9	304.4	306.6
7.5°	265.4	266.9	269.8	272.7	281.6	290.4	299.9	301.4	306.6	310.2	311.7
10°	261.7	263.2	263.9	268.3	277.2	286.0	297.7	300.7	310.2	316.1	322.7
12.5°	258.0	259.5	261.7	267.6	278.6	288.2	300.7	303.6	315.4	327.1	335.2
15°	261.0	261.7	263.9	269.8	280.8	294.1	310.2	312.4	325.7	340.4	352.9
17.5°	268.3	269.1	268.3	273.5	283.8	299.2	321.3	324.9	341.1	355.8	368.3
20°	285.2	286.0	283.0	283.0	290.4	305.8	333.0	338.2	358.0	374.2	386.7
22.5°	322.0	320.5	313.2	303.6	303.6	316.1	346.3	353.6	378.6	391.8	402.9
25°	374.2	374.2	362.4	344.8	333.0	331.6	361.7	369.8	399.2	415.4	422.0
27.5°	437.4	438.2	419.0	395.5	372.7	361.7	383.8	391.8	424.9	441.8	444.0
30°	493.3	494.0	474.9	452.9	424.9	400.7	413.2	422.0	460.2	473.4	466.1
32.5°	549.2	549.9	536.7	506.5	477.1	447.0	450.7	455.8	494.8	507.3	495.5
35°	597.7	599.9	586.7	563.9	533.0	505.8	499.2	499.9	535.2	543.3	527.8
37.5°	646.9	646.9	638.9	617.5	591.1	560.9	552.1	554.3	585.9	594.0	572.0
40°	709.4	712.4	708.0	681.5	651.4	626.4	617.5	620.5	655.0	650.6	627.1
42.5°	785.2	791.8	784.4	755.7	723.4	695.5	695.5	695.5	724.9	725.6	690.3
45°	882.2	882.2	874.8	849.8	807.2	779.3	769.7	771.9	797.6	800.6	759.4
47.5°	963.1	970.4	962.3	943.9	910.1	883.7	853.5	849.8	871.2	871.2	835.9
50°	1028.5	1041.7	1035.1	1043.2	1018.9	1005.7	943.9	933.7	941.0	948.4	909.4
52.5°	1082.9	1093.2	1091.0	1114.5	1126.3	1133.6	1035.8	1019.7	1025.5	1024.8	989.5
55°	1086.6	1090.2	1123.3	1176.3	1222.6	1257.1	1128.5	1110.8	1104.9	1102.0	1074.8
57.5°	1065.2	1067.5	1133.6	1196.1	1296.8	1336.5	1216.0	1198.3	1190.2	1179.9	1168.9
60°	1013.8	1024.8	1111.6	1207.9	1340.9	1398.3	1297.6	1279.2	1273.3	1251.2	1276.2
62.5°	948.4	953.5	1040.3	1183.6	1346.8	1424.7	1383.6	1372.5	1354.2	1322.6	1371.8
65°	855.7	855.0	931.4	1112.3	1316.7	1438.0	1456.4	1450.5	1427.7	1373.3	1457.1
67.5°	702.8	719.7	794.7	985.8	1243.9	1451.2	1530.6	1523.3	1487.2	1418.9	1497.5
70°	535.9	546.2	631.5	796.2	1099.1	1415.2	1603.4	1605.6	1540.2	1428.4	1479.9
72.5°	341.8	359.5	427.1	580.0	880.0	1281.4	1646.8	1657.0	1569.6	1415.2	1370.3
73°	313.2	314.6	380.8	536.7	811.6	1233.6	1643.8	1660.0	1572.5	1401.9	1340.2
75°	186.7	194.8	234.5	356.6	579.3	991.0	1564.4	1596.8	1557.1	1343.1	1174.8
77.5°	87.5	93.4	115.4	188.2	315.4	596.2	1315.2	1353.4	1379.9	1175.5	895.4
80°	46.3	47.1	56.6	94.8	169.1	245.5	916.7	980.0	1017.5	885.1	602.1
82.5°	39.0	39.0	44.1	61.0	108.1	95.6	377.9	449.9	551.4	435.9	236.7
85°	31.6	32.3	44.1	45.6	77.2	49.3	90.4	113.2	213.9	192.6	26.5
87.5°	10.3	11.8	25.0	32.3	41.2	19.1	22.8	25.0	25.0	36.8	8.8
90°	0.0	0.0	0.0	0.0	0.0	0.0	0.0	0.0	0.0	0.0	0.0



REPORT NUMBER: P594934
 CATALOG NUMBER: IST-PA1A-722-U-T3

CANDELA DISTRIBUTION (continued):

	90°	95°	105°	115°	125°	135°	145°	155°	165°	175°	180°
0°	302.2	302.2	302.2	302.2	302.2	302.2	302.2	302.2	302.2	302.2	302.2
2.5°	303.6	303.6	304.4	305.1	306.6	306.6	308.0	308.8	310.2	311.0	308.8
5°	306.6	308.0	309.5	313.9	319.1	323.5	327.9	331.6	335.2	337.4	336.7
7.5°	314.6	316.9	322.7	330.8	341.1	347.7	354.3	361.0	363.9	365.4	365.4
10°	325.7	330.1	341.1	354.3	366.1	376.4	381.5	386.0	387.4	388.9	387.4
12.5°	341.1	347.0	363.9	380.8	394.0	399.2	398.5	392.6	384.5	383.0	381.5
15°	361.0	368.3	387.4	407.3	417.6	411.0	394.0	388.2	386.7	391.1	389.6
17.5°	377.9	386.7	410.2	430.8	428.6	405.8	400.7	403.6	402.1	402.9	402.9
20°	394.0	406.5	431.5	445.5	426.4	411.7	407.3	403.6	399.2	400.7	399.2
22.5°	414.6	423.5	452.1	452.9	423.5	411.7	402.1	394.8	393.3	394.0	394.8
25°	430.8	444.8	469.8	447.7	423.5	399.9	386.7	385.2	386.0	390.4	388.9
27.5°	452.9	466.8	483.7	444.8	405.8	380.8	375.7	374.9	369.8	371.3	371.3
30°	473.4	490.4	491.1	444.8	383.8	364.6	357.3	344.1	333.0	335.2	334.5
32.5°	501.4	516.1	492.6	427.1	358.8	343.3	323.5	302.9	297.7	300.7	301.4
35°	533.7	545.5	494.0	397.7	333.8	313.2	277.2	265.4	264.7	266.9	269.1
37.5°	576.4	583.0	505.1	363.9	309.5	266.1	238.2	235.3	228.6	224.2	225.0
40°	628.6	620.5	526.4	333.8	280.8	223.5	211.7	203.6	191.1	178.6	180.8
42.5°	686.6	663.8	533.0	309.5	241.9	197.0	186.0	173.5	158.1	144.8	144.1
45°	749.1	712.4	527.1	290.4	202.9	177.2	165.4	150.7	132.3	121.3	121.3
47.5°	823.4	758.7	508.7	274.9	175.7	159.5	144.8	130.1	117.6	107.3	107.3
50°	905.0	812.4	495.5	247.7	156.6	142.6	127.9	116.2	106.6	98.5	98.5
52.5°	991.0	863.1	484.5	208.1	139.7	127.2	116.9	107.3	99.2	89.0	87.5
55°	1078.5	911.6	489.6	169.8	124.2	116.2	109.5	100.0	97.0	94.8	93.4
57.5°	1169.6	964.5	502.1	138.9	111.0	110.3	107.3	113.9	120.6	116.2	113.9
60°	1240.9	1005.7	503.6	116.9	102.9	116.2	130.9	133.1	115.4	105.1	104.4
62.5°	1297.6	1044.7	469.0	101.5	105.1	136.7	139.7	117.6	100.0	95.6	95.6
65°	1327.0	1058.6	377.1	92.6	109.5	130.9	126.4	105.9	93.4	92.6	92.6
67.5°	1312.3	1047.6	263.9	83.1	97.0	113.2	113.2	97.0	86.0	89.7	88.2
70°	1241.7	993.2	174.2	75.0	85.3	102.2	105.1	90.4	80.1	82.3	80.1
72.5°	1094.7	896.2	114.7	66.2	73.5	90.4	97.8	83.1	73.5	72.8	70.6
73°	1066.0	859.4	108.1	64.7	71.3	87.5	95.6	81.6	72.0	69.8	68.4
75°	904.2	716.8	81.6	58.1	63.2	78.7	89.0	76.5	66.2	63.2	61.8
77.5°	658.7	497.0	61.0	49.3	52.9	68.4	78.7	69.8	58.8	55.1	54.4
80°	411.0	270.5	45.6	39.7	41.9	57.3	69.1	62.5	50.7	46.3	45.6
82.5°	161.0	88.2	31.6	29.4	30.9	43.4	58.1	54.4	42.6	39.0	36.8
85°	26.5	30.1	20.6	19.8	19.8	30.9	44.1	41.9	28.7	25.0	22.1
87.5°	7.4	14.0	8.1	7.4	7.4	13.2	24.3	19.1	11.8	9.6	8.8
90°	0.0	0.0	0.0	0.0	0.0	0.0	0.0	0.0	0.0	0.0	0.0

(END OF REPORT)